



FULLTEST3

SAFETY CHECK ON PANELS, MACHINES
AND ELECTRIC LINES
IEC/EN60204-1 AND IEC/EN61439-1





All measurements

- **Continuity of the protective conductor** with $V < 12V$ and $200mA$, $I > 10A$, $I > 25A$.
- **Insulation resistance** with test voltages 100, 250, 500, 1000VDC.
- **Dielectric strength** with programmable voltage from 250V to 5100VAC.
- **Tripping time and current of RCDs** type A, AC, B General and selective up to 1000mA⁽¹⁾.
- **Advanced Loop** for the verification of magnetothermal protections, fuses and cable sizes.
- **Overall earth resistance** without RCD tripping.
- **Discharge time/residual voltage** on plugs and internal circuits.
- **Absorbed/leaked current** and power at plug of machines.
- **Contact voltage.**
- **Leakage current** through external transducer.
- **Phase sequence.**
- **Timer and limit thresholds selectable** through programmable ramps.

⁽¹⁾ B up to 300mA.

IEC/EN61439-1-2

TEST TO BE CARRIED OUT	PANELS IEC/EN61439-1-2 CAT III 230V/400V
Insulation distances in the air and on surfaces	Dielectric strength (3400V / 5100VAC)
Continuity of the earthing and of protective conductors	Continuity (>10A, 0.1Ω)
Insulation measurement	Only if $I_n < 250A$ - ISO 500V
Withstand voltage at operating frequency	Dielectric strength (1890V AC)
Pulse withstand voltage	Dielectric strength (3400V / 5100VAC)
Test on insulating material sheaths	Dielectric strength (2835V AC)
Residual voltage measurement	Discharge ($V < 60V$, 5s)

EN60204-1

TEST TO BE CARRIED OUT	ON BOARD THE MACHINE IEC/EN60204-1
Continuity of the earthing and of protective conductors	Continuity >200mA
Automatic stop of power supply (RCD, MCB, Fuses)	Test of RCD (TT), MCB and Fuses (TN)
Insulation measurement	ISO 500VDC
Withstand voltage at operating frequency	Dielectric strength (1000V AC, 1s)
Residual voltage measurement	Discharge ($V < 60V$, 5s/1s)

Why choose FULLTEST3?

- **Distribution boards:** it carries out measurements in compliance with standard **IEC/EN 61439-1-2** (CEI 17-113/CEI 17-114) and, in particular, Dielectric strength tests with voltages up to 5100VAC and Continuity tests on protective conductors with test current up to 25A.
- **Electric equipment of the machines:** It carries out measurements in compliance with standard **EN60204-1** (CEI 44-5) and, in particular, verification of RCDs (up to 1A), magnetothermal switches and fuses.
- **Tests in an automatic sequence:** The user has the possibility to program a sequence of tests with automatic start up to a maximum of 8.
- **Colour touch-screen display:** it guarantees immediate access to the test result **OK** and **NOT OK**.
- **Internal memory:** Possibility of saving up to 999 items in the internal memory or on the USB PEN DRIVE.
- **Reports and attachments:** Bluetooth and USB interface for data transfer onto the PC or to the portable printer⁽²⁾.

⁽²⁾ For the printer, it is possible to use only the instrument's USB port.



Measures, Prints and Certifies immediately.

To **certify the correct performance** of safety tests according to the laws in force, it is possible, through the USB port, to connect to the FT3MPT2 printer⁽³⁾ and **immediately print the result with the measured values**, the **name of the operator**, with possible **comments** entered by using the **touchscreen keyboard**, date and time.

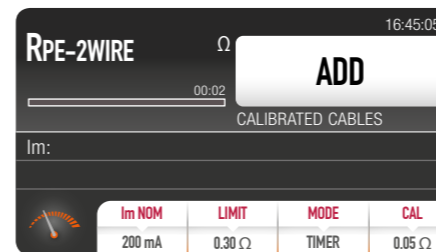
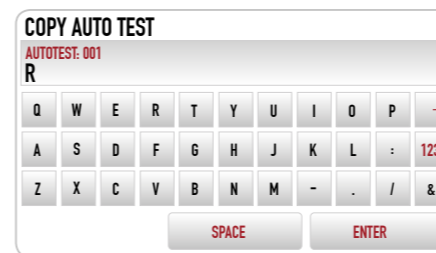
⁽³⁾ FT3MPT2 printer is sold separately.



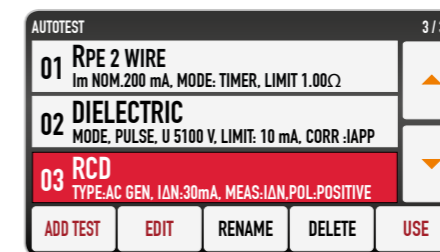
Auto sequence tests.

With the **Autotest** function it is possible to **create automatic test sequences**⁽⁴⁾ to speed up your measurements. Once you have created your **own custom sequences**, connect the test probes properly.

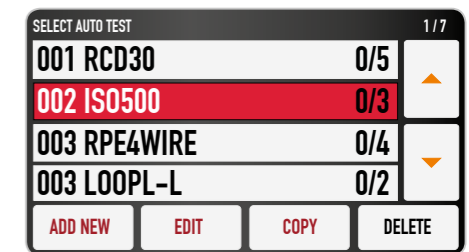
⁽⁴⁾ Up to 8 tests per sequence



Continuity measurement of protective conductors



Test on RCDs



Test sequence list



TopView The software for anything you need.

TopView is the software that allows satisfying the increasing requests for **reports** and **documentation**. It allows **producing documents**, **saving**, **analyzing data** and **creating custom professional documents** with **your own logo** and **your own company details**. **Export is immediate** and it is possible to choose among the following formats: Adobe **PDF** and Microsoft **XLS**.





USB compact printer with rechargeable battery (Optional) Carrying bag for accessories (Optional) IMP57 (Optional) HT96U (Optional) FT3R-GLP (Optional) FT3RMTCT (Optional)


Accessories provided

- **C2033X** 3-terminal cable with Shuko plug
- **2310-IECIV-200-N** Test cable, 2m, Black, 0.75mmq, 2 pcs
- **2317-IECIV-200-R** Test cable, 2m, Red, 2.5mmq, 2 pcs
- **2310-IECIV-200-B** Test cable, 2m, Blue, 0.75mmq
- **2310-IECIV-200-V** Test cable, 2m, Green, 0.75mmq
- **5004-IECN** Alligator clip, Black, 4 pcs
- **404-IECN** Measuring lead 4mm, Black, 3 pcs
- **FT3HVPRB1** Set of 2 safety cables for Dielectric tests
- **FT3BRSN** Carrying bag for accessories
- **TOPVIEW2007** Management software + USB cable C2007
- **Quick guide**
- **User manual** on CD-ROM
- **Calibration certificate** ISO9000

The accessories provided may vary according to the country.

Optional accessories

- **HT96U** AC clamp for leakage current, 1-100-1000A, diameter 54mm
- **IMP57** Accessory for measuring Loop impedance with high resolution
- **C2009AD** Cable with adapter for connection to IMP57
- **1066-IECN** Extension cable connector for cables with 4mm banana connector, Black
- **1066-IECR** Extension cable connector for cables with 4mm banana connector, Red
- **FT3BARCR** Bar code reader with USB port
- **FT3KBDEN** English keyboard with USB port
- **FT3REDLP** Red lamp with 7m cable + connector
- **FT3RMTCT** Adapter for remote control with Start/Stop/Save function
- **FT3SFTSW** Safety contact with 7m cable for Dielectric tests
- **FT3HVTIP** Black banana-lead cable for Dielectric tests
- **FT3R-GLP** Red/green lamp with 7 m cable and connector
- **FT3BLACKBOX** Test box for Fulltest3
- **FT3MPT2** USB thermal printer with 32 columns



Technical Specifications

Continuity with 200mA

Measuring range: 0.01Ω ÷ 199.9Ω
Accuracy: ±(3.0% rdg + 3 digits)
Test current: > 200mA (R ≤ 20Ω)
Open-circuit voltage: approx. 4.5VAC

Continuity with 10/25A (2-wires, 4-wires)

Measuring range: 0.001Ω ÷ 19.99Ω
Accuracy: ±(3.0% rdg + 3 digits)
Test current: > 25A (R ≤ 0.1Ω), > 10A (R ≤ 0.5Ω)
Open-circuit voltage: approx. 4.5VAC

Insulation resistance

Test voltage: 100, 250, 500, 1000VDC
Measuring range: 0.01MΩ ÷ 99.9MΩ (100V)
0.01MΩ ÷ 250MΩ (250V)
0.01MΩ ÷ 500MΩ (500V)
0.01MΩ ÷ 1000MΩ (1000V)

Basic accuracy: ±(3.0% rdg + 3 digits)
Test current: > 1mA (up to Un/1mA), > 2,2mA on 230kΩ @ 500V
Short-circuit current: <15mA

Dielectric strength (Withstanding)

AC test voltage: 250V ÷ 5100V programmable by steps of 10V
Accuracy: ±(3.0%Un)
Measuring modes: Manual/Ramp/Burn
Discharging current: 0 ÷ 200mA (IAPP), 0 ÷ 110mA (IREAL)
Output power: 500VA (@ 5100V)

Residual voltage (Ures)

Measuring range: 10 ÷ 460V (AC), 10 ÷ 650V (DC)
Accuracy: ±(3.0% rdg + 3V)

AC TRMS voltage

Measuring range: 195 ÷ 253V
Accuracy: ±(2% rdg + 2 digits)
Frequency: 15Hz - 723Hz

AC TRMS current on test socket

Measuring range: 0.01 ÷ 16.0A
Resolution: 0.01A ÷ 0.1A
Basic accuracy: ±(3%reading + 3 digits)
Frequency 15Hz ÷ 723Hz

AC active/apparent power

Measuring range: 0.0WVA ÷ 5.06kW/kVA
Resolution: 0.1WVA ÷ 10WVA
Basic accuracy: ±(5% rdg + 3 digits)

Power factor (CosPhi)

Measuring range: 0.01 ÷ 1.00
Resolution: 0.01

Leakage current with optional clamp HT96U

Measuring range: 0.1mA ÷ 1000A
Accuracy: ±(3% rdg + 3 digits)

Line/Loop impedance (F-F, F-N, F-PE)

Measuring range: 0.01Ω ÷ 200Ω
Resolution: 0.01Ω min (1mΩ with optional accessory IMP57)
Accuracy: ±(3.0% rdg + 3 digits)
Test voltage: 100 ÷ 265V (F-N, F-PE) / 100 ÷ 460V (F-F), 50/60Hz
Isc short-circuit current: 0.05 ÷ 46kA
Selectable MCB protections: curves B, C, D, K
Selectable fuse protections: type aM and gG
Insulating materials (I2t test): PVC, Butyl rubber, EPR, XLPE

Tripping time/current of RCDs

RCD type: AC (⌚), A (⌚), B up to 500mA (⌚), General (G), Selective (S), Delayed (R)
Rated currents of RCDs: 10, 30, 100, 300, 500, 650, 1000mA
F-N, F-PE voltage: 100V ÷ 265V, 50/60Hz ± 5% (RCD type A and AC)
190V ÷ 265V RCD type B, 50/60Hz ± 5%
Test current half-wave: 0°, 180°
Tripping time accuracy: ±(3.0%rdg + 2ms)
Test current multipliers: x1/2, x1, x2, xK
Tripping current range: (0.1 ÷ 1.1) I_{dn} (General)
Tripping current accuracy: 5%I_{dn}

Overall earth resistance without RCD tripping

Voltage range F-N, F-PE: 100V ÷ 265V, 50/60Hz ± 5%
Measuring range: 0.1Ω ÷ 2000Ω (I_{dn} = 30mA)
Accuracy: ±(3.0%rdg + 1Ω)
Test current: <I_{dn}/2

Contact voltage Ut

Measuring range: 0 ÷ 100V (U_{clim} = 50V); 0 ÷ 50V (U_{clim} = 25V)
Accuracy: ±(3.0% rdg + 3V)

Phase sequence

Delta voltage range: 360V ÷ 460V, 50/60Hz ± 5%
Measurement type: contact on metal parts

General specifications

Power supply

Mains voltage: 207 ÷ 253V, 50/60Hz
Max. absorbed current: 16A

Mechanical characteristics

Size (L x W x H): 400 x 300 x 170mm
Weight: 15kg
Mechanical protection: IP40

Memory and output interface

Internal memory: 999 locations
Output interface: USB 2.0
Saving on USB pen drive: yes
Bluetooth interface connection: yes
USB keyboard: optional
USB printer: optional
USB bar code reader: optional
Keyboard for remote control: optional
Control lamps for dielectric tests: optional

General characteristics

Display: TFT, colour 4.3", touch-screen
Safety: IEC/EN61010-1, IEC/EN61557-1-2-3-4-6-13-14
EN50191 (Dielectric tests)
Safety checks: IEC/EN60204-1, IEC/EN61439-1
IEC/EN60335-1
Insulation: class I (conductor PE)
Pollution level: 2
Measurement category: CAT II 300V (Power), CAT III 300V (other tests)



 HT ITALIA S.R.L.

Via della Boaria, 40
48018 Faenza (RA) Italy
T +39 0546 621002
F +39 0546 621144
E-mail vendite@htitalia.it
ht-instruments.it

 HT INSTRUMENTS GmbH

Am Waldfriedhof, 1b
D-41352 Korschenbroich, Deutschland
Tel. +49 (0)2161 564 581
Fax +49 (0)2161 564 583
E-mail: info@ht-instruments.de
ht-instruments.de

 HT INSTRUMENTS SL

C/ Legalitat, 89
08024 Barcelona, España
Tel. +34 93 4081777
Fax +34 93 4083630
E-mail: info@htinstruments.es
ht-instruments.es

Diensten van EURO-INDEX

EURO-INDEX is fabrikant, importeur en distributeur van diverse A-merken op het gebied van test- en meetinstrumenten. Daarnaast leveren wij een groot aantal diensten om het gebruik van deze instrumenten in uw bedrijfsvoering te optimaliseren. Dit omvat uiteraard onderhoud, reparatie en kalibratie van de instrumenten, maar ook kennisdeling via de EURO-INDEX Academy en verhuur van instrumenten.

Geautoriseerd Service Centrum

EURO-INDEX b.v. is van alle vertegenwoordigde merken een Geautoriseerd Service Centrum. Dit betekent dat uw instrumenten worden behandeld door technici die zijn opgeleid door de fabrikant en beschikken over de juiste gereedschappen en software. Er worden uitsluitend originele onderdelen toegepast en de garantie van uw instrument, evenals de certificering (ATEX, EN50379, etc.) blijven intact.

Kalibratielaboratorium

Ons moderne service- en kalibratielaboratorium beschikt over een RvA accreditatie naar NEN-EN-ISO/IEC 17025. Deze accreditatie geldt voor grootheden, zoals gespecificeerd in de scope bij accreditatienummer K105.



Kijk voor een overzicht van al onze diensten op euro-index.nl/diensten



Mobiele Service

Naast de vaste kalibratielaboratoria in Capelle aan den IJssel en Zaventem beschikken wij ook over laboratoria op wielen met de naam "Mobiele Service". Dit biedt vertrouwde service en kwaliteit, bij u voor de deur!

KWS®

KWS® is een uniek servicesysteem voor uw meetinstrumenten met periodiek onderhoud en kalibratie tegen vaste, lage kosten. Uw kalibratiecertificaten zijn digitaal beschikbaar via Mijn KWS (gratis webportaal en app).

Verhuur van meetinstrumenten

- Uitgebreid assortiment
- Nauwkeurigheid aantoonbaar door actueel kalibratiecertificaat
- Deskundig advies
- Complete levering inclusief accessoires

EURO-INDEX Academy

- Trainingen (individueel en klassikaal)
- Cursussen en workshops
- Demonstratie- en instructievideo's
- Whitepapers



Servicebalie



Onderhoud, reparatie en kalibratie



Cursussen en workshops



Mobiele Service

Wijzigingen voorbehouden EURO-INDEX® NL 24005



NEDERLAND
Rivium 2e straat 12
2909 LG Capelle a/d IJssel
T: 010 - 2 888 000
F: 010 - 2 888 010
verkoop@euro-index.nl
www.euro-index.nl



BELGIË
Leuvensesteenweg 607
1930 Zaventem
T: +32 - (0)2 - 757 92 44
F: +32 - (0)2 - 757 92 64
info@euro-index.be
www.euro-index.be